



SPI ESG Multi Premia®

28/02/2025

Strategy

SPI ESG Multi Premia® ("SPI ESG MP") relies on the Multi Premia® methodology developed by Finreon and is an official SPI index of the Swiss stock exchange (SIX). The index comprises up to 60 of the largest developed Swiss equities. The Multi Premia® approach combines investments in seven different long only strategies with empirically proven long-term outperformance (so called factor premia): Value, Size, Momentum, Residual Momentum, Reversal, Low Risk and Quality. Very low correlations between the outperformances of these strategies allow a diversified portfolio of factor premia. This enables the Multi Premia® approach to harvest the average factor premium at significantly reduced relative risk. The strategy follows a quantitative approach. SPI Multi Premia® invests in stocks which exhibit characteristics in accordance with the seven factor premia enumerated above, and weights them according to market capitalisation. In addition, stocks that feature an ESG Rating of "C" or lower are not considered. The return and risk can therefore deviate from the SPI (the "benchmark"). The total risk born by the investor is similar to a Swiss equity investment in Swiss francs.

	Value	Size	Momentum	Residual Momentum	Reversal	Low Risk	Quality
Return current month ¹	2.5%	-1.8%	1.3%	0.6%	0.7%	2.7%	0.5%
Return year-to-date ¹	7.8%	5.3%	7.1%	4.9%	5.0%	7.3%	7.2%

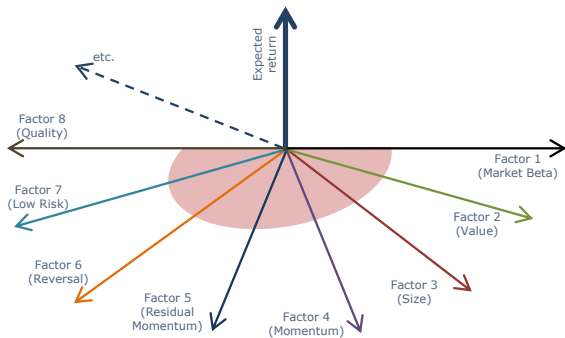
Current month

In February, the SPI ESG Multi Premia® index achieved a return of 1.1% and thereby underperformed the SPI, which achieved 2.4%.

The factors Value (2.5%) and Low Risk (2.7%) were able to outperform the SPI this month.

	SPI ESG Multi Premia®	SPI
Return current month	1.1%	2.4%
Return year-to-date	6.6%	10.8%

Multi Premia concept

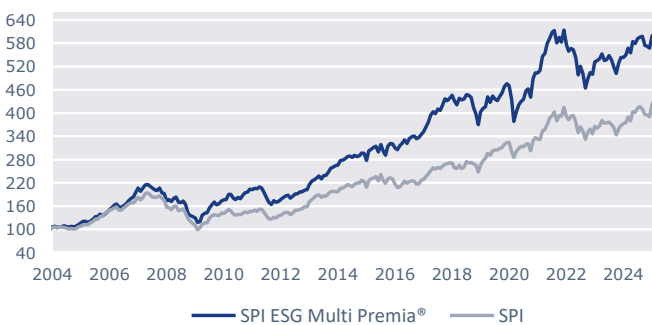


- Stock returns are not only driven by (stock) market risk; there are further factors which help to better explain stock returns.
- These factors exhibit empirically proven long-term outperformance ("factor premia") when compared to the market portfolio.
- However, single factor strategies such as value or momentum historically showed strong and long-lasting cycles, high relative risk and significant drawdowns.
- Cycles of different factors tend to be asynchronous / uncorrelated which offers a pronounced potential for diversification.
- A diversified investment in different factors is therefore able to earn the average premium while massively reducing relative risk and drawdowns.
- SPI Multi Premia® invests in a set of seven long-only factor premia: value, size, momentum, residual momentum, reversal, low risk and quality.

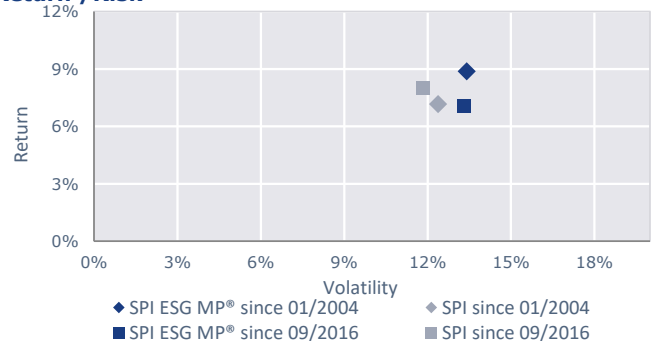
Return / risk figures

	01/2004 - 02/2025		Since Inception 09/2016	
	SPI ESG Multi Premia®	SPI	SPI ESG Multi Premia®	SPI
Return p.a.	8.9%	7.2%	7.1%	8.0%
Volatility	13.4%	12.4%	13.3%	11.8%
Sharpe Ratio	0.69	0.61	0.60	0.74
Downside volatility ²	8.9%	8.2%	8.9%	7.5%
Upside volatility ²	10.4%	9.5%	10.0%	9.4%
Correlation ³	0.91	n.a.	0.91	n.a.
Downside correlation ^{3,4}	0.82	n.a.	0.77	n.a.
Upside correlation ^{3,4}	0.78	n.a.	0.83	n.a.
Max. drawdown	-45.6%	-48.8%	-24.3%	-19.9%
Positive months	65.4%	61.4%	63.4%	61.4%

Performance



Return / Risk



All figures are annualized.

Performance SPI ESG Multi Premia®: SPI Multi Premia® Total Return until 05/2021. SPI ESG Multi Premia® Total Return since 06/2021.

1) Absolute return of the respective single factor portfolios.

2) Average negative (downside volatility) or positive (upside volatility) deviation of returns from zero.

3) Reference value is the SPI. 4) Correlation for periods when benchmark (SPI) shows negative (downside) resp. positive (upside) returns.

Copyright 2025 by Finreon Ltd.

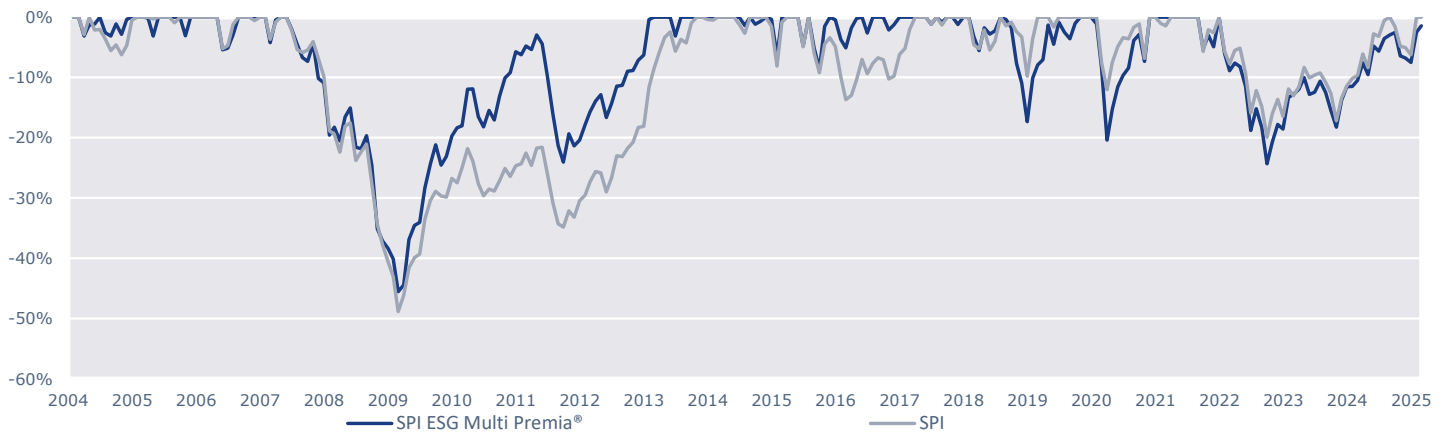
Monthly Returns in %

	Jan	Feb	Mar	Apr	May	Jun	Jul	Aug	Sep	Oct	Nov	Dec	YTD
2008	-9.8	1.7	-2.8	5.0	1.8	-7.7	-0.2	2.7	-6.0	-14.0	-3.1	-2.0	-30.8
2009	-2.8	-9.1	2.0	13.6	3.8	0.7	8.7	5.6	4.1	-4.3	1.9	4.4	30.3
2010	1.7	0.4	7.4	0.0	-5.2	-2.0	3.4	-1.9	4.8	3.5	1.0	3.8	17.4
2011	-0.5	1.6	-0.7	2.6	-1.5	-5.7	-6.9	-6.2	-3.4	6.2	-2.5	1.2	-15.5
2012	3.2	2.6	2.2	1.2	-4.4	2.8	3.3	0.2	2.6	0.1	1.9	0.9	17.7
2013	6.3	4.1	1.8	1.9	2.3	-3.1	3.6	0.4	3.2	4.4	1.1	1.2	30.3
2014	0.7	4.6	0.1	1.3	2.0	0.6	-1.4	2.1	-1.2	0.5	2.6	-0.3	12.0
2015	-6.0	8.9	1.4	1.5	1.1	-4.8	6.3	-5.1	-3.6	7.7	2.6	-0.4	8.4
2016	-3.3	-1.4	3.5	1.7	2.9	-2.6	3.6	1.6	0.5	-2.1	0.9	2.4	7.5
2017	1.9	3.7	3.0	5.1	2.3	-1.2	3.0	-0.8	3.3	3.9	-1.2	1.6	27.2
2018	1.7	-3.2	-2.4	4.0	-1.1	0.6	2.7	-0.4	-1.3	-6.0	-3.6	-7.2	-15.6
2019	8.8	2.4	0.9	6.2	-3.3	3.8	-1.7	-1.1	2.7	2.0	3.8	1.4	28.5
2020	-1.1	-7.4	-13.0	6.4	4.4	2.2	1.3	5.0	1.1	-4.6	11.0	2.8	5.8
2021	0.1	1.2	7.1	1.4	4.5	2.4	2.6	0.9	-5.3	2.4	-2.0	5.3	21.9
2022	-6.0	-3.0	1.4	-0.6	-3.5	-8.3	4.4	-3.6	-7.4	4.7	3.7	-1.0	-18.6
2023	6.5	0.6	1.0	2.2	-3.1	0.4	2.1	-2.1	-3.4	-3.3	5.4	2.6	8.7
2024	0.1	1.1	3.2	-2.1	5.3	-0.9	2.2	0.6	0.4	-4.0	-0.4	-0.8	4.6
2025	5.4	1.1											6.6

YTD: year-to-date

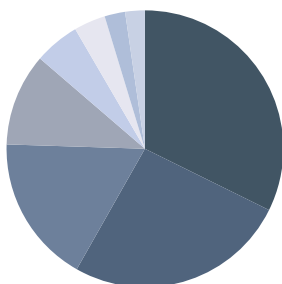
● SPI Multi Premia® Total Return until 05/2021. SPI ESG Multi Premia® Total Return since 06/2021.

Maximum Drawdown



Current Portfolio Characteristics

Sectors in %



- 32.3 Financials
- 25.9 Industrials
- 17.3 Health Care
- 10.8 Consumer Goods
- 5.3 Basic Materials
- 3.7 Telecommunications
- 2.4 Consumer Services
- 2.3 Technology

10 largest positions in %

SPI ESG Multi Premia®	
ROCHE HOLDING AG	4.84
NOVARTIS AG	4.72
SWISSCOM AG	3.71
PSP SWISS PROPERTY AG	3.61
SGS SA	3.58
SWISS RE AG	3.53
SWISS PRIME SITE AG	3.52
BALOISE HOLDING AG	3.45
NESTLE SA	3.17
ZURICH INSURANCE GROUP AG	2.97



Investment opportunities

The SPI ESG Multi Premia® strategy can be accessed by qualified investors through investment mandates. Please contact us for further information about our mandate solutions.

Index			
Index Advisor	Finreon Ltd, St.Gallen	Currencies	CHF, EUR
Index Provider	SIX Swiss Exchange Ltd.	Index Types	Total Return
Benchmark	SPI	Launch	13.09.2016

Total Return (TR)	CHF		
	ISIN	Bloomberg	Index level
SPI ESG Multi Premia	CH1100792162	n.a.	145.93
SPI ESG Value Premium	CH1100792139	n.a.	278.95
SPI ESG Size Premium	CH1100792220	n.a.	205.28
SPI ESG Momentum Premium	CH1100792188	n.a.	308.61
SPI ESG Residual Momentum Premium	CH1100792170	n.a.	248.14
SPI ESG Reversal Premium	CH1100792253	n.a.	226.11
SPI ESG Low Risk Premium	CH1100792196	n.a.	231.78
SPI ESG Quality Premium	CH1100792154	n.a.	276.28

Price Return (PR)	CHF		
	ISIN	Bloomberg	Index level
SPI ESG Multi Premia	CH1100792121	n.a.	118.88
SPI ESG Value Premium	CH1100792709	n.a.	185.89
SPI ESG Size Premium	CH1100792147	n.a.	159.86
SPI ESG Momentum Premium	CH1100792238	n.a.	230.70
SPI ESG Residual Momentum Premium	CH1100792246	n.a.	183.16
SPI ESG Reversal Premium	CH1100792204	n.a.	159.67
SPI ESG Low Risk Premium	CH1100792261	n.a.	165.91
SPI ESG Quality Premium	CH1100792212	n.a.	206.31

Contact

Finreon Ltd.
Oberer Graben 3
CH-9000 St.Gallen
Tel.: +41 71 230 08 06
E-Mail: info@finreon.ch

Legal disclaimer

This document only serves for advertisement purposes. This document and any information contained herein are intended for qualified investors and are confidential. They are meant for informative purpose only. This document constitutes neither financial, legal, tax or other advice nor an offer for any transaction. No investment decision should be made solely based on this information. Investments in any of the described investment instruments should only be made after carefully studying the corresponding prospectus and fund contract as well as the annual or half-yearly report including all the legal information therein. You should obtain advice from a qualified expert before making any investment decision. Although Finreon intends to keep the content of this document correct and complete, no warranty is given regarding correctness, completeness or this document being up-to-date. No liability is accepted for any damages whatsoever arising from action taken on the basis of information contained within this document. The name SPI Multi Premia® is a label of SIX Swiss Exchange. The product SPI Multi Premia® is a joint intellectual property of SIX Swiss Exchange and Finreon and protected. The name as well as the product and the methodology Multi Premia® are intellectual property of Finreon and protected. Any reproduction or recirculation is prohibited. Past performance is not an indicator for future performance.